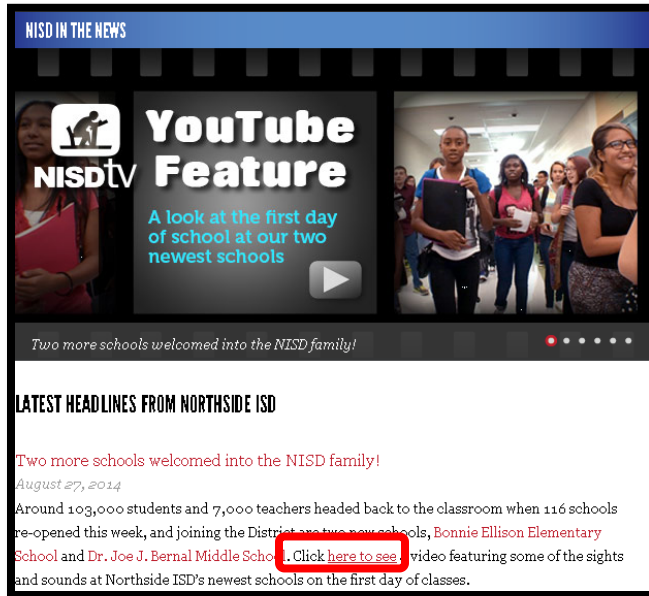
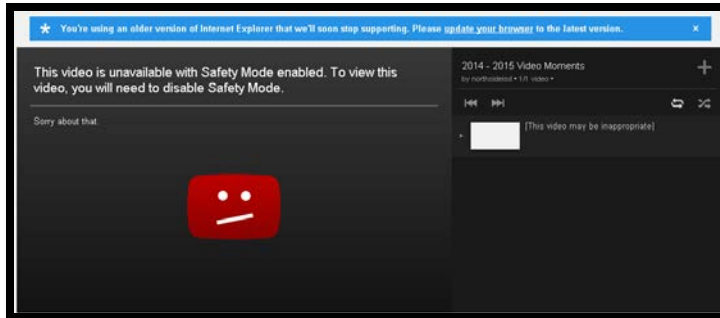


Troubleshooting NISDtv YouTube Feature Videos

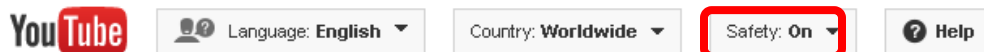
To view NISDtv YouTube Feature videos, click the “Click here to see” link in the paragraph.



1. Select the video from the options in the new window.
2. If the video does not play and you see the image below, do the following:



3. Use your back arrow to go to the previous window and select a different video
4. Scroll down to bottom of the window and find the Safety button.



5. When the Safety mode message below appears, select the Off option.
6. Click Save.

Safety mode

- Safety mode hides videos that may contain inappropriate content flagged by users and other signals. No filter is 100% accurate, but it should help you avoid most inappropriate content.
- Your safety mode setting will apply to this browser only. [Sign in](#) to enable safety mode everywhere you use YouTube.

